



Color Landscapes

by Michael Dickey, Inc.

Landscape Care Information



IRRIGATION CARE INFORMATION

Color Landscapes will walk you through how to properly operate your irrigation clock and create an information sheet with valves listed and may include an as-built of the system.

Winterize system in early winter (November) depending on temperatures.

Turn system on in early spring (April) depending on temperatures.

Basic maintenance of your system will include running it through a test cycle and checking to make sure all heads are properly working and spraying in the right direction.

Color Landscapes has trained Irrigation Technicians that can make any system adjustments or repairs you may need. Call to have us set up a yearly irrigation maintenance contract.

**Thank you for allowing
Color Landscapes by Michael Dickey, Inc.
to install your recent landscape
enhancement work.**

Please use the following information as your guide to properly care for your new landscape.

If you have any questions please visit our website www.ColorLandscapes.com or call us at 336-578-9884.

GUARANTEE

Color Landscapes guarantees its plants to be of high quality, true to name and free of pests and diseases. We will also guarantee our plants to be alive for 90 days after the job is complete. This guarantee does not include groundcovers, perennials, annuals, turf, acts of God, and damage caused by animals.

OUR MISSION

To create and maintain landscapes of lasting beauty, gain the trust and respect of our community, clients and peers and ensure personal and corporate growth while being professional and profitable.

Color Landscapes
2360 Luck Stone Rd
Burlington, NC 27217
336-578-9884 p
336-578-9699 f

HARDSCAPES CARE INFORMATION

Color Landscapes is an authorized Belgard installer and certified by the Interlocking Concrete Pavement Institute. As an authorized contractor Color Landscapes guarantees their workmanship for 5 years.

Tips and information on how to care for your new landscape

SOD CARE INFORMATION

Begin watering new turfgrass sod the same day it is installed. Apply at least 1 inch of water so that the soil beneath the turf is very wet. Ideally, the soil 3 to 4 inches below the surface should be moist. For the next two weeks keep the below-turf soil surface moist with daily (or more frequent) watering. Especially hot, dry or windy periods will necessitate increased watering amounts and frequency. During the rest of the growing season most lawns will grow very well with a maximum total of one inch of water a week, coming either from rain or applied water. Mow fescue sod after it reaches 4-5 inches tall and after sod has attached to below-turf soil and Bermuda sod at 2 inches tall.



SEED CARE INFORMATION

- >One inch of water (600 gallons per 1000 square feet) immediately after installation
- >Followed by one-eighth inch of water daily for seven days.
- >Followed by one-fourth inch of water every third day for nine days.
- >Followed by one-half inch of water every fifth day for ten days.
- >Followed by one inch of water per week for the rest of the growing season
- >There is no need to water if rainfall supplies the correct amount.
- >Use a trowel to check how far water soaks into the soil after watering.
- >Heavy clay soil slowly absorbs water. If water runs off before it is absorbed, split the irrigation into two sessions an hour apart.
- >Mow new fescue grass after it reaches 4-5 inches tall and Bermuda grass at 2 inches tall.

PLANT MATERIAL CARE INFORMATION


For the first two months after installation water plant material twice weekly. Use an open-ended hose running at moderate pressure according to the following chart. Using a sprinkler is not recommended.

| | |
|-------------------------------|----------------------|
| Small Plant – 1 gal | 20 seconds (1/2 gal) |
| Medium Plant – 3-7 gal | 40 seconds (1 gal.) |
| Large Plant – 15 gal. and B&B | 2 minutes (3 gal.) |

Rainfall less than 1” should not be considered watering.

After two months water the plant material once a week as needed if rainfall is low.

Refer to the Color Landscapes website for pruning tips.



Helpful Websites

www.ColorLandscapes.com

www.TurfGrassSod.org

www.TurfFiles.ncsu.edu

Color Landscapes
2360 Luck Stone Rd
Burlington, NC 27217
336-578-9884 p
336-578-9699 f